



- Two-pole off switch or two-way switch version
- Enclosure made of glass fibre reinforced polyester resin
- Degree of protection IP66 according to IEC/EN 60529
- Clear position display 0/1 or ON/OFF

E3

## MY R. STAHL 8040F



The installation switches of Series 8040/11-V30 are used for switching lighting systems. The switching position is clearly shown by the 90° switch. This is an advantage if the lighting system and the switch are housed in different rooms. The fluorescent rotary actuator makes orientation possible if the lighting fails.

	IECEx / ATEX					
Zone	0	1	2	20	21	22
Installation in		•	•		•	•

Selection Table						
Off switch						
Figure	Product Type	Sealing material	Ambient temperature °C	Art. No.	Weight	
	8040/11-V30-033-B	NBR	-20 °C ... +55 °C (T6) -20 °C ... +60 °C (T5)	245655	600 g	
	8040/11-V30-033-S	Silicone	-60 °C ... +55 °C (T6) -60 °C ... +60 °C (T5)	245656	600 g	
Two-way switch						
Figure	Product Type	Sealing material	Ambient temperature °C	Art. No.	Weight	
	8040/11-V30-035-B	NBR	-20 °C ... +55 °C (T6) -20 °C ... +60 °C (T5)	245657	615 g	
	8040/11-V30-035-S	Silicone	-60 °C ... +55 °C (T6) -60 °C ... +60 °C (T5)	245658	615 g	

Technical Data	
Explosion Protection	
IECEx gas explosion protection	Ex db eb IIC T6 Gb
IECEx dust explosion protection	Ex tb IIIC T80 °C Db
ATEX gas explosion protection	Ⓔ II 2 G Ex db eb IIC T6 Gb
ATEX dust explosion protection	Ⓔ II 2 D Ex tb IIIC T80 °C Db
Certificates	ATEX (PTB), Brazil (ULB), China (NEPSI), IECEx (PTB), India (PESO), Taiwan (ITRI)
Ship approval	DNVGL
Declaration of conformity	ATEX (EUK), China (CCC)
Notes	Product label may vary. Series devices are labelled with ATEX and IECEx.
Electrical Data	
Rated operational voltage AC	690 V
DC rated operational voltage	220 V
Rated operational current	16 A (T6)

## Technical Data

## Electrical Data

Notes	Switching capacity:
	AC-1: 16 A, 690 V
	AC-15: 16 A, 415 V
	AC-3: 8 A, 500 V
	AC-3: 4 A, 690 V
	DC-1: 10 A, 24 V
	DC-1: 6 A, 60 V




## Mechanical Data

Degree of protection IP (IEC 60529)	IP66
Enclosure material	Polyester resin, Glass fibre reinforced
Min. connection terminals	1.5 mm <sup>2</sup>
Max. finely stranded connection terminals	2.5 mm <sup>2</sup>
Max. solid connection terminals	4 mm <sup>2</sup>
Service life, min.	10 <sup>5</sup> operating cycles

## Components

Cable glands and entries	1 x M25 Ø 7 ... 17 mm
Stopping plugs	2 x M25 x 1.5

## Spare Parts

Figure	Description	Art. No.	Weight
Labels for rotary actuator Maxi BG736, BG737			
	Dia. 58.5 I O I O	318501	2 g
	Dia. 58.5 .....	318504	2 g
Rotary actuator Maxi BG736			
	8602C3-736-B-XXX-E08 Ø 64 mm Handle colour: Black Protective collar colour: Black Front panel mounting -20 °C ... 60 °C Silicone-free: Yes Lockable option (max. 3 times) can be determined using the enclosed closing parts. Lockable handle position: Not defined. In the unmounted assemblies, the standard label is 0/OFF-I/ON and the long coupling part is enclosed. Other labels must be ordered separately.	318417	71 g
	8602C3-736-S-XXX-E08 Ø 64 mm Handle colour: Black Protective collar colour: Black Front panel mounting -60 °C ... 70 °C Silicone-free: No Lockable option (max. 3 times) can be determined using the enclosed closing parts. Lockable handle position: Not defined. In the unmounted assemblies, the standard label is 0/OFF-I/ON and the long coupling part is enclosed. Other labels must be ordered separately.	318418	71 g

Dimensional Drawings (All Dimensions in mm [inches]) – Subject to Alterations

E3

